



# Participant Website

Access your take care by WageWorks account(s) anytime, anywhere! It's as easy as One, Two, Three!

Go to [takecareWageWorks.com](http://takecareWageWorks.com), then:

## STEP ONE:

Click on Participant Account at the top of the page.

## STEP TWO:

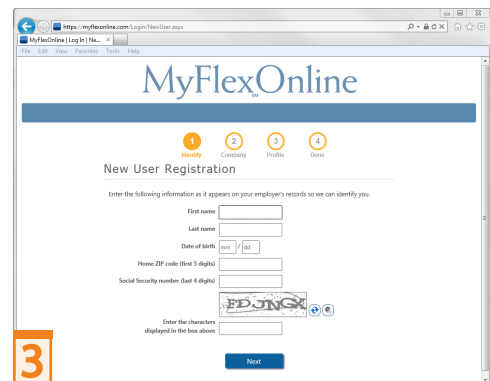
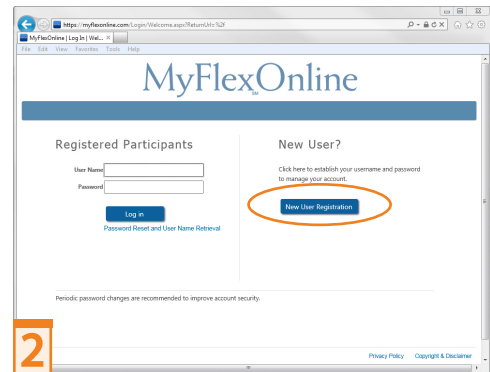
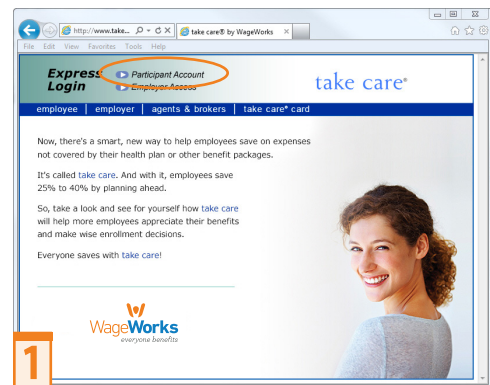
Click on the New User Registration link on the right side of the page.

## STEP THREE:

Complete the required information. Click on Next; you'll be asked to verify information about your employment, and then you will create a User ID and Password.

Once you've established your User ID and Password you'll be able to:

- Upload claims electronically
- Check claim status
- Receive electronic account updates
- Review your account balance
- Access your account and upload claims on the go with the MyFlex<sub>SM</sub> Mobile app and mobile website
- And much, much more, 24/7!



### Need Help?

Call our Customer Service Representatives, toll-free, at 800-950-0105, weekdays, 8 a.m. to 7 p.m. Central.

