

How to Download and Activate HealthJoy

To get started, just download our app and activate your account. HealthJoy is the first stop for all your healthcare and employee benefits needs.

1 Download the App

Download, install, and log into the HealthJoy app. The app is available for Android, iPhone, and iPad. Just click the download button at the end of the setup process and you'll be taken to our app within your smartphone's app store.

2 Sign Up

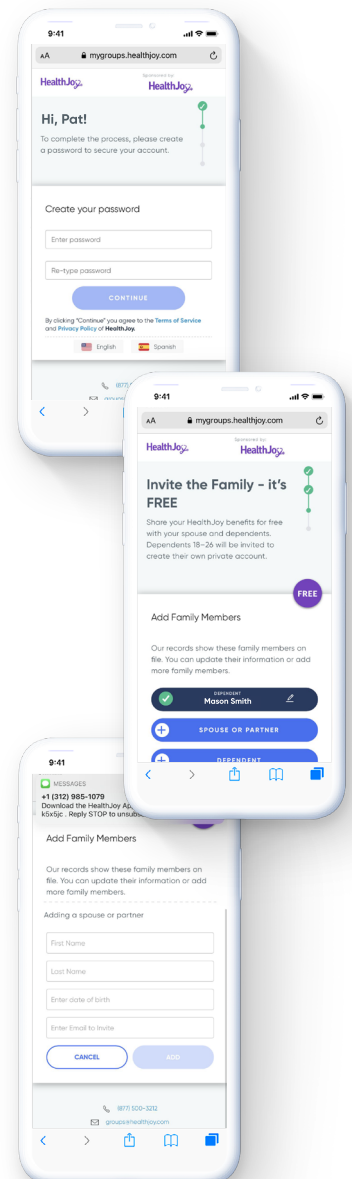
To activate, click "Sign Up" within the HealthJoy app. Type in your work email address to receive a new activation email. Open the email and click the "Get Started" button.

3 Create Password

You'll be taken to a web page asking you to create a password that is at least eight characters.

4 Add Family Members

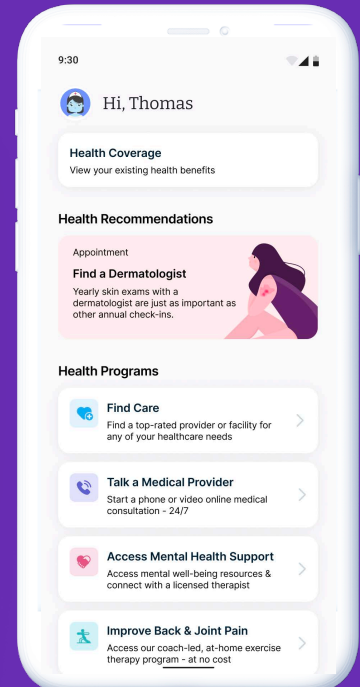
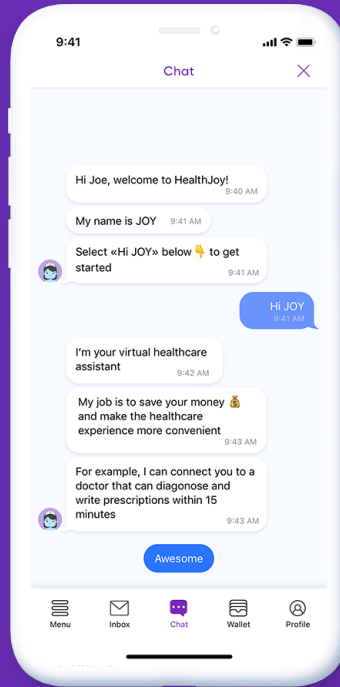
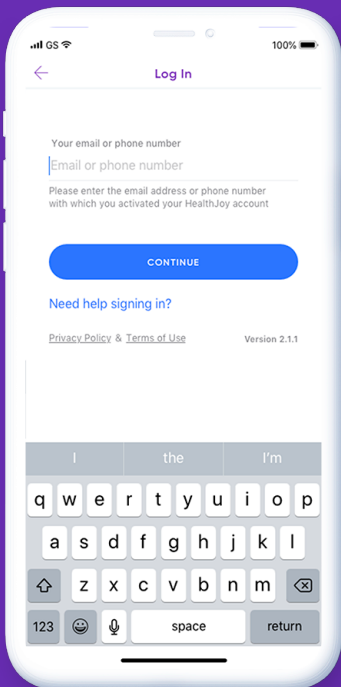
Adding family members is free, and we encourage you to invite all members of your immediate family who are over 18 years old. They will get access to all the same services including free healthcare concierges and medical professionals.



5

Log In

Log into the app with your email address and the password you created. JOY, your virtual healthcare assistant, will welcome you to the app. You can start using the app within seconds.



Did you forget your password or miss your activation email?

You can still log in! Enter your email or phone number. You can choose to update your password, or we can send a "magic link" to your phone or email so you can instantly log in.



If you have any other issues with activation or logging into our system, please call or email us at:

(877) 500-3212
support@healthjoy.com